

We invite you to sign up to volunteer using an online program!



This program offers an easy way to sign up, get an email reminder, help us have your current contact information, give our parish leadership statistics (for example we have 749 volunteer slots), and more!

Follow these simple instructions to volunteer for any of the 749 time slots.

1. Go to our website: www.guardian-angels.org, click on the **Menu** button  and then click on **Fall Festival**.

Annual Events

Christmas Boutique
Fall Festival

2. Click the **Sign Up using our ONLINE PROGRAM** link.

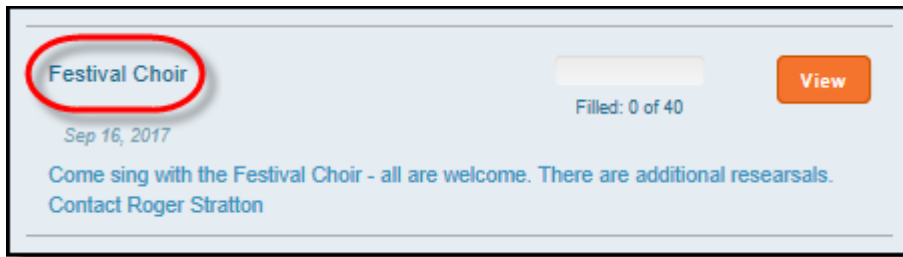
SignUp page opens to **Guardian Angels Fall Festival 2107**.

A screenshot of the SignUp.com website. The header includes the SignUp.com logo and navigation links: "What We Do", "Create a SignUp", "Find My SignUp", "Idea Center -", and "Help". The main content area is titled "Guardian Angels Fall Festival 2017" and includes a thank-you message. Below this is a table of volunteer opportunities. The table has columns for "SignUps" and "% Filled".

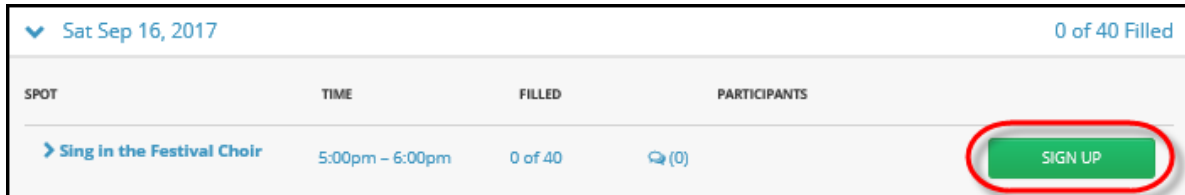
SignUps	% Filled
Bartending in Peter O'Neil Hall (Adults) Sep 15, 2017 - Sep 17, 2017 Thank you for volunteering to be a bartender in Peter O'Neil for the different festival events.	Filled: 3 of 15
Beer Tent Sep 16, 2017 - Sep 17, 2017 Thank you for volunteering to pour beer!	Filled: 10 of 10 FULL
Bingo Tent	

A graphic with a background image of autumn trees. It features the text "Fall Festival VOLUNTEER SIGN-UP" in a red banner. Below the banner, it says "Click to Download Instructions: How to Sign Up Online" and "Click to Sign Up using our ONLINE PROGRAM" in a red-bordered box.

3. Click on the **Event** you want to sign up for.



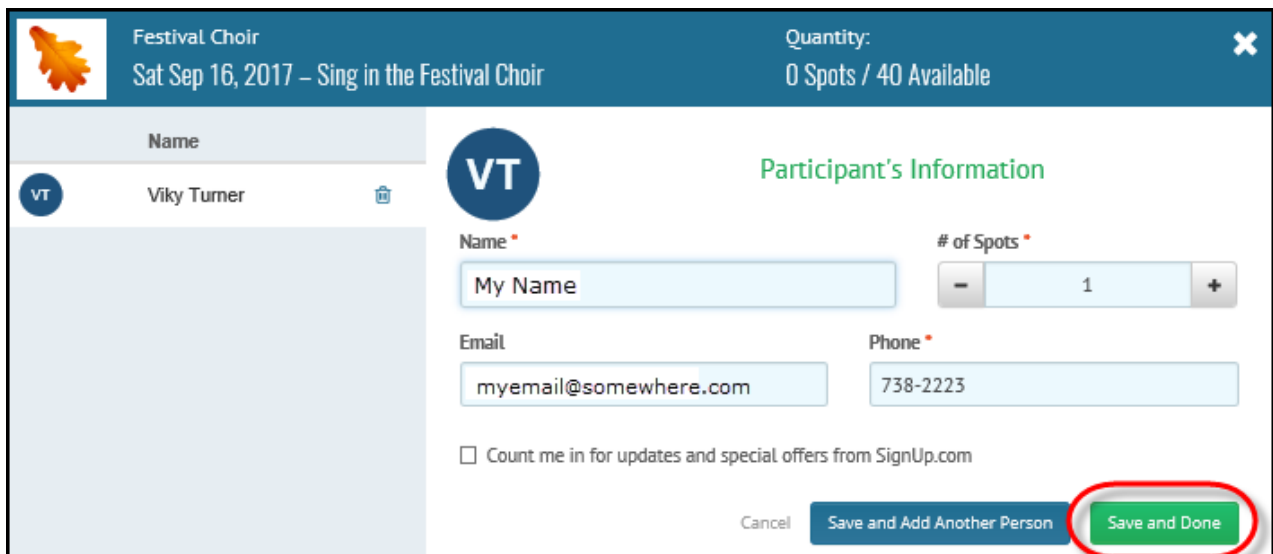
4. Click **Sign Up** for the time slot you want to work.



5. Enter your **Email** address and click **Continue**.



6. **Confirm** your email address.
7. Enter your **Name**, leave the phone number as is, make sure your **Email** is correct, select the **number of Spots** (if two of you are registering for the same slot using the same email address select 2 spots). Click **Save and Done**.



You are done. Thank You!